

# AMERICAN RANGE

QUALITY PROFESSIONAL COOKING EQUIPMENT

## LEGACY II – DOUBLE ELECTRIC WALL OVEN

### LEGACY II – ELECTRIC WALL OVEN FEATURES

- Warming mode to keep food warm without over cooking
- Dehydrate mode to blow convection fan without heat
- Smart Bake mode uses well tested cooking logarithms
- Convection Bake to help promote airflow and even heat
- Convection Roast perfect for proteins
- Smart Roast mode uses well tested cooking logarithms
- Broil at up to 3500 watts
- Proof to help improve rising bread
- Easy Clean mode for a fast and easy clean up.
- Oven Indicator lights indicate when oven is in operation.
- Simplified control panel to ensure ease of use and quick access to oven features, modes, and operations.






DEFC-30

SHOWN IN STAINLESS STEEL, AVAILABLE IN ANY RAL COLOR

### WELCOME TO A NEW AGE OF ELECTRIC OVENS

The NEW American Range Legacy II – Electric Wall Oven is ushering in a new era of sophistication, precision, and expertise. Designed with the user in mind, this oven was completely engineered from the ground up to excel in all areas of the cuisine and culinary experience.



Model	Door Configurations	Description
DEF-30		30" (2) double French door electric Innovection® Wall Oven with infrared broiler in each ovens
DEC-30		30" (2) double chef door electric Innovection® Wall Oven with infrared broiler in each ovens
DEFC-30		30" (2) combination French (top) and chef (bottom) door electric Innovection® Wall Oven with infrared broiler in each oven

DOUBLE WALL OVEN	
Description	Electric / Electric
Overall Width	30" (762 mm)
Overall Height	51" (1295 mm)
Depth to the edge of control panel	26-1/2" (673 mm)
Depth With French Door open	39-1/2" (1003 mm)
Depth With Chef Door open	44-1/2" (1130 mm)
Width With French Door open	47-1/4" (1200 mm)
Cutout Width	28-1/2" (724 mm) minimum
Cutout Height	50-5/8" (1286 mm) minimum
Cutout Depth	24" (610 mm) minimum
Electrical Requirements	4-wire ground, 240 VAC, 60 AMP
Oven (Electric)	3500 watts
Broiler (Electric)	3500 watts
Convection (Electric)	2500 watts
Approximate Shipping Weight	403 Lbs

